

1.-

3A	
↑ A1	1.-
A2	2.-
⋮	
A3	3.-

Prod.-rechte ↑
 Grenz-A.

je 1. Ste.

3H	
H1	⋮
H2	2.-
H3	3.-

↓ 1.-

Info-Austausch
 Transparenz?
 → P = Z ∈ Sk.
 → Fälschung *

Konsumrechte

*

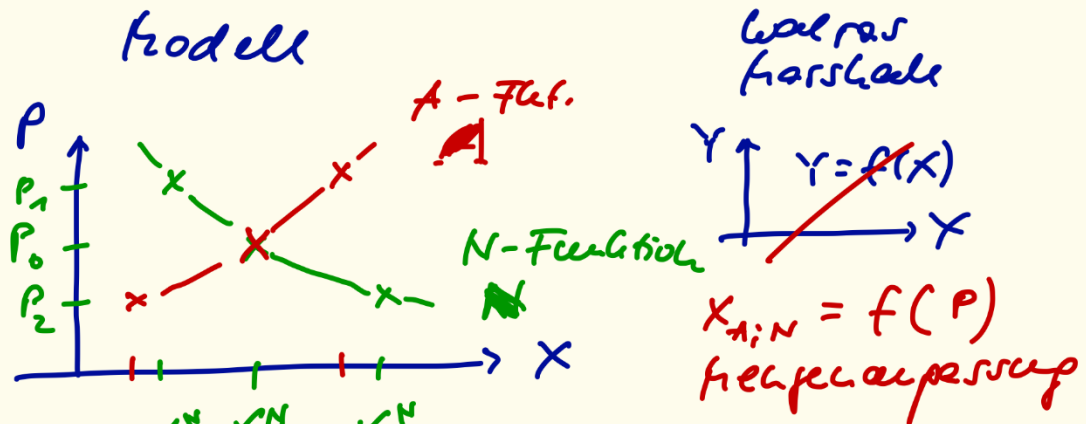
A1	X↑	} ✓ ✓ 1.	
A2	K↓		P↓ X↑
A3	K↓↓↓ durch Innovation		Prod. rechte ↓

2. neue Köpfe f. neue Güter (realistisches Wachstum)

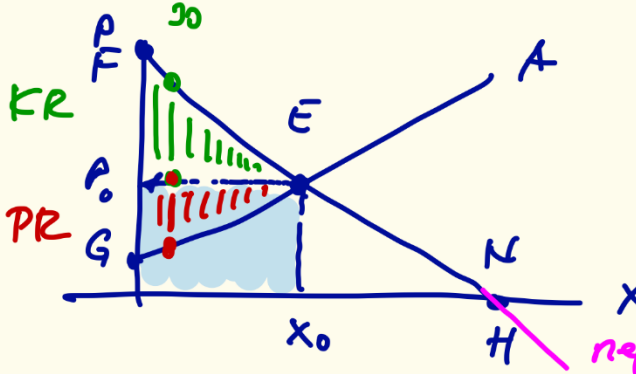
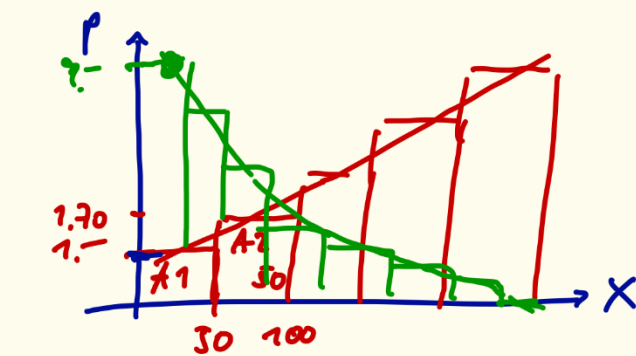
...
Waldynamik → * Faktorallokation

- räumlich
- Branchen
- in Unternehmen

...

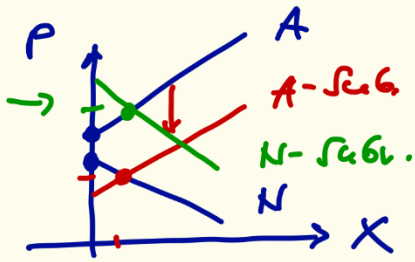


\leftarrow Substanz-Effekt
 Geldverknappung
 \leftarrow Der fallende
 Wert
 Brot -
 Fleische



- E A = N
Gleichgewicht
 $U = P_0 \cdot X$
- F Verbotpreis
Prohibitivpreis
 $X_N = 0$ *
- H Sättigungsmenge
- G Preisuntergrenze A

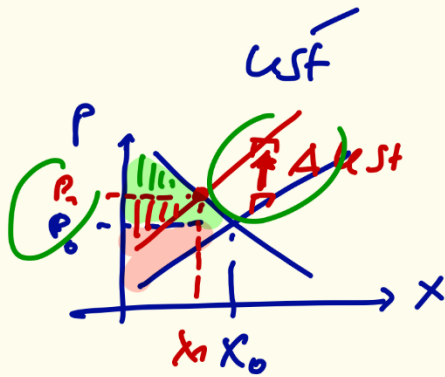
ref. Preise



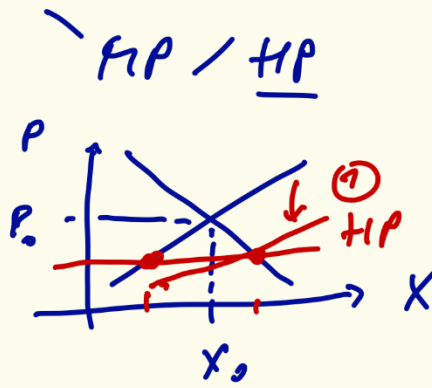
Preis-
 markup > Produktiv-
 A preis
 → keine Zölle
 z.B. Transrapid

→ ~~NYLON~~

AH 8 Investition



WSF +6% - P.
 PT XL
 KR & PR L
 ↑ WSF > ↑ P AH 3a



HP / HP
 $X_A < X_N$
 N-Subv.
 → Folgeinvestition
 Subv.